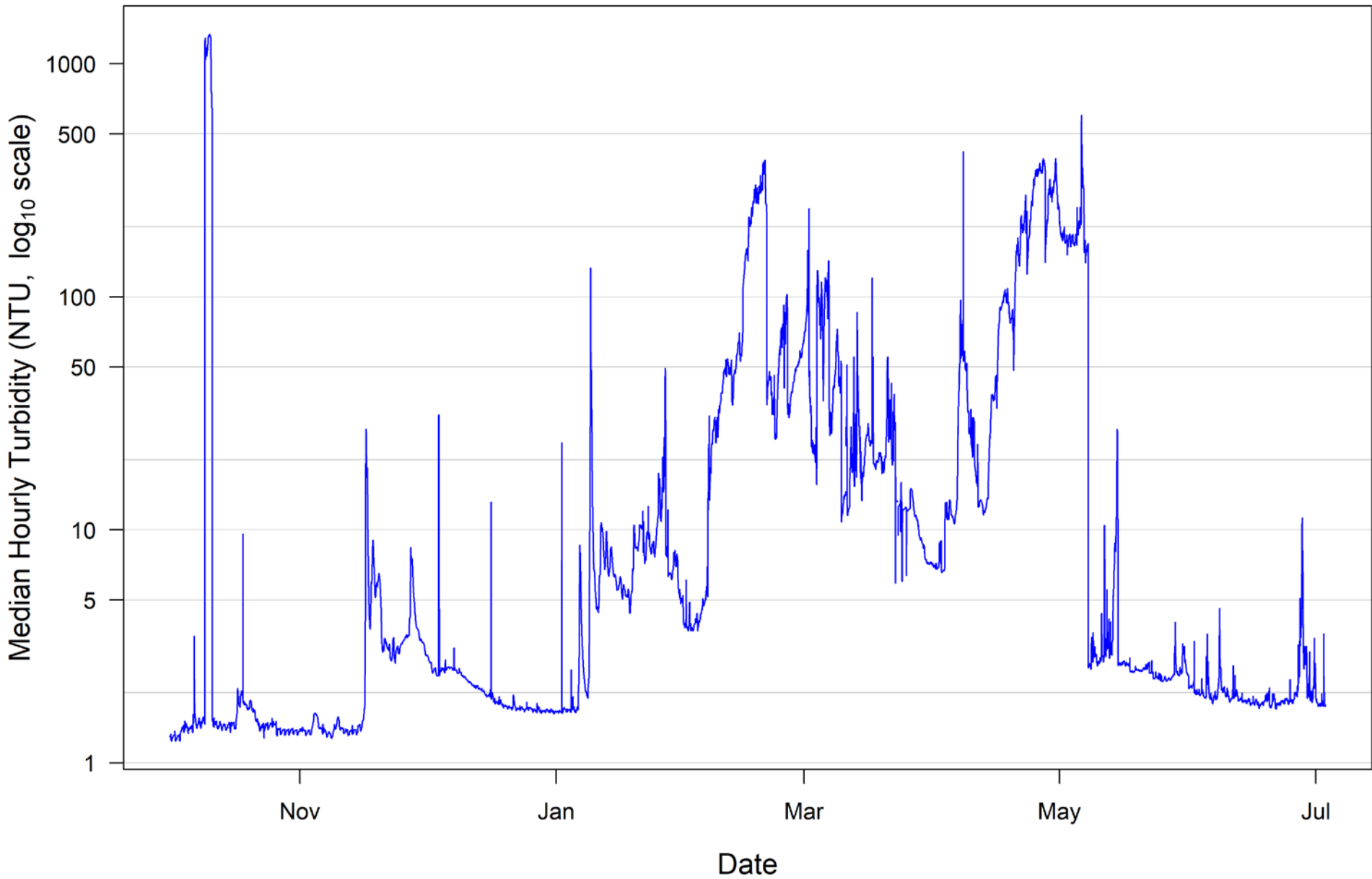


# Yuba River Accord M&E Field Update

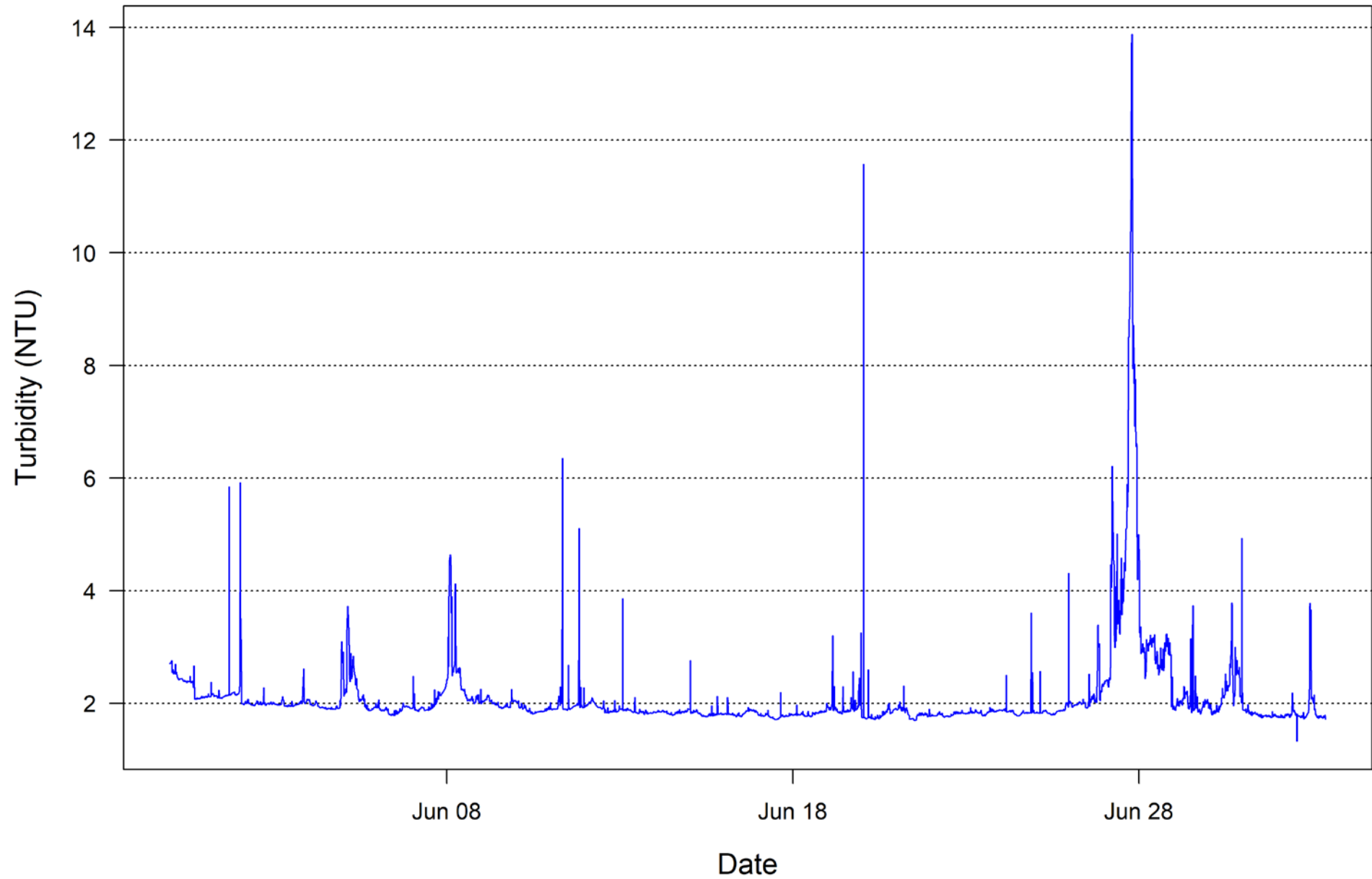
July 10, 2018



# Turbidity Monitoring



All data provisional and subject to revision.



All data provisional and subject to revision.

# Vaki Riverwatcher

# Vaki Riverwatcher

(03/01/17-6/30/2018)

		M	A	M	J	J	A	S	O	N	D	J	F	subtotal	total YTD	M	A	M	J	J	A	S	O	N	D	J	F	subtotal	total YTD
O.tshawytscha	N	0	0	0	0	0	0	80	601	327	59	6	1	1074	1151	0	0	0	0									0	2
	S	0	0	0	0	2	2	0	56	17	0	0	0	77		0	0	0	2									2	
Ad-clip	N	0	0	0	0	0	3	46	194	129	14	0	0	386	419	0	0	2	0									2	8
	S	0	0	0	0	3	0	0	24	6	0	0	0	33		0	0	3	3								6		
Ad-undet.	N	0	0	0	0	0	0	2	15	7	1	0	0	25	26	0	0	0	0									0	0
	S	0	0	0	0	0	0	0	0	1	0	0	0	1		0	0	0	0								0		
<b>Total</b>	N	0	0	0	0	0	3	128	810	463	74	6	1	1485	1596	0	0	2	0									2	10
	S	0	0	0	0	5	2	0	80	24	0	0	0	111		0	0	3	5								8		
O.mykiss	N	145	40	30	1	17	68	7	24	12	14	4	3	365	441	14	163	54	9									240	400
	S	-1	1	15	19	12	11	8	5	1	0	1	4	76		5	2	109	44								160		
Ad-clip	N	0	0	4	0	3	2	1	3	3	0	0	0	16	31	0	10	1	0									11	21
	S	0	0	1	3	1	0	2	2	0	0	0	6	15		5	3	2	0								10		
Ad-undet.	N	21	18	9	1	6	1	0	1	2	3	0	2	64	87	10	14	-7	-1									16	53
	S	3	2	14	1	0	0	0	2	0	0	0	1	23		7	20	8	2								37		
Unk. salmonid	N	0	0	0	0	0	0	0	7	1	0	0	0	8	10	0	0	0	0									0	0
	S	0	0	1	0	0	0	0	1	0	0	0	0	2		0	0	0	0								0		
O.gorbuscha	N	0	0	0	0	0	0	0	0	0	0	0	0	0	0	0	0	0	0									0	0
	S	0	0	0	0	0	0	0	0	0	0	0	0	0		0	0	0	0								0		
O. nerka	N	0	0	0	0	0	0	0	0	0	0	0	0	0	1	0	0	0	0									0	0
	S	0	0	0	0	0	0	1	0	0	0	0	0	1		0	0	0	0								0		
O. keta	N	0	0	0	0	0	0	0	1	0	0	0	0	1	1	0	0	0	0									0	0
	S	0	0	0	0	0	0	0	0	0	0	0	0	0		0	0	0	0								0		
Brown Trout	N	0	0	0	0	0	0	0	0	0	0	0	0	0	0	0	0	0	0									0	0
	S	0	0	0	0	0	0	0	0	0	0	0	0	0		0	0	0	0								0		
S. pikeminnow	N	0	0	201	26	12	4	0	2	7	0	1	0	253	403	2	3	37	12								54	122	
	S	0	2	86	27	19	15	0	1	0	0	0	0	150		6	15	44	3								68		
S. sucker	N	89	34	67	137	2	13	2	9	34	1	0	12	400	858	210	51	241	31									533	976
	S	93	105	222	21	10	7	0	0	0	0	0	0	458		60	249	130	4								443		
Hardhead	N	0	0	1	7	0	0	0	0	2	0	2	0	12	35	0	0	0	1									1	11
	S	0	0	16	4	2	0	0	1	0	0	0	0	23		0	0	10	0								10		
A.shad	N	0	0	0	0	0	0	0	0	0	0	0	0	0	1	0	0	0	0									0	0
	S	0	0	1	0	0	0	0	0	0	0	0	0	1		0	0	0	0								0		
Unident. (TL<35cm)	N	79	8	57	35	-3	126	-1	9	-10	-10	4	0	294	432	3	-1	-15	11									-2	130
	S	22	50	85	-6	-2	1	-6	-7	0	0	1	0	138		9	108	16	-1								132		
Unident. (TL≥35cm)	N	-2	0	0	-1	0	-2	0	0	0	0	0	0	-5	-6	0	0	-2	0									-2	-2
	S	-1	0	0	0	0	0	0	0	0	0	0	0	-1		0	0	0	0								0		
Mean % Op.	N	74	91	100	92	83	48	17	100	100	100	99	100	84	90	85	100	99	100										
	S	78	100	100	100	100	100	100	100	100	100	83	100	97		85	80	99	100										

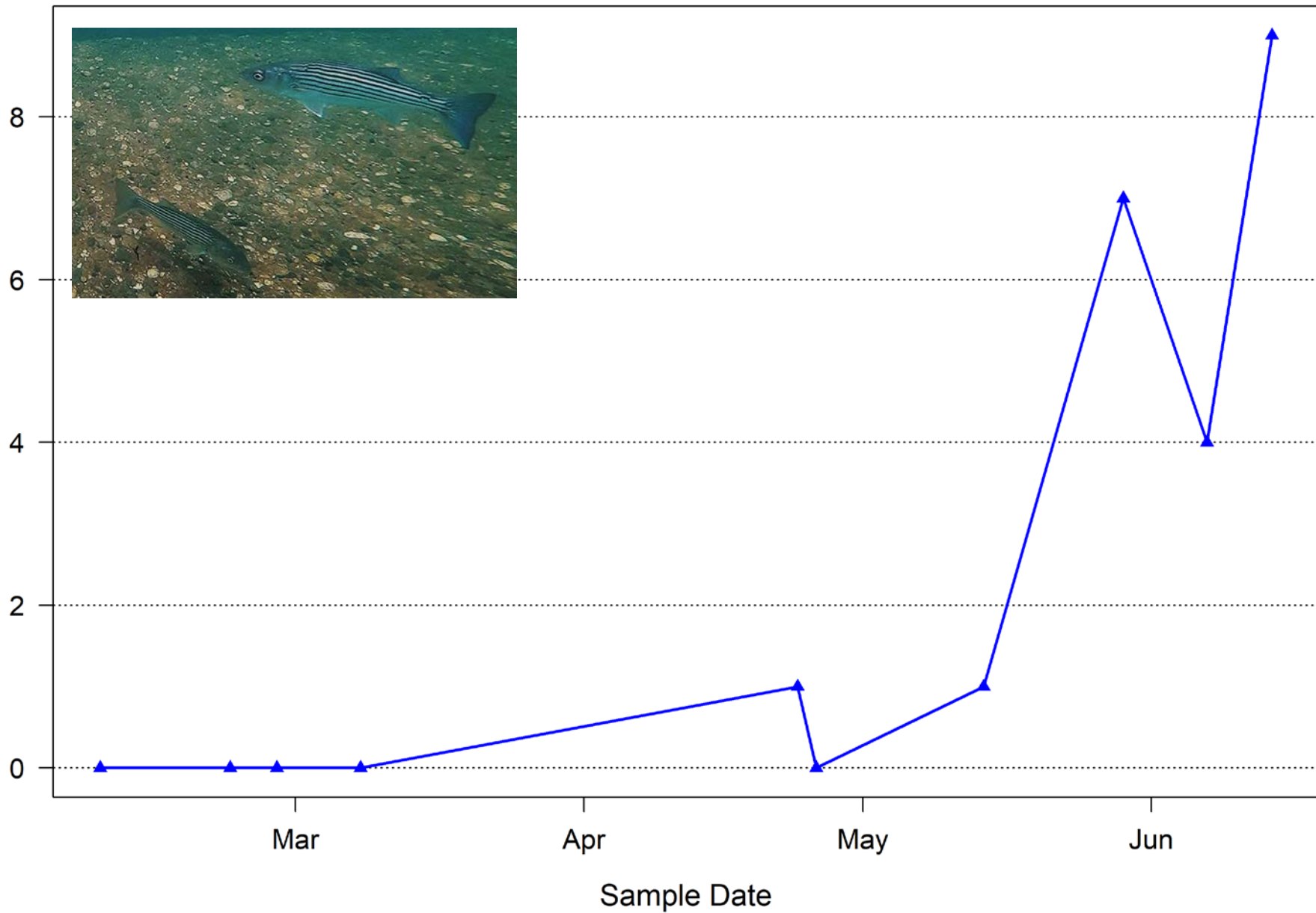
# Predation Survey

	American Shad	Hardhead	O. mykiss	Sacramento Pikeminnow	Smallmouth Bass	Spotted Bass	Striped Bass	Total
June	1	0	4	1	0	1	27	34
July	0	1	0	2	0	0	42	45
August*	-	-	-	-	-	-	-	-
September	0	0	1	0	0	0	14	15
October	0	0	1	0	0	0	2	3
November	0	1	4	3	0	0	0	8
December	0	0	10	0	0	0	0	10
January	0	0	14	2	1	0	0	17
February	0	0	15	3	0	0	0	18
March	0	0	1	1	0	0	0	2
April	0	0	0	0	0	0	2	2
May	0	0	0	1	0	0	14	15
June	3	0	0	4	0	0	32	14
<b>Total</b>	<b>4</b>	<b>2</b>	<b>51</b>	<b>16</b>	<b>1</b>	<b>1</b>	<b>133</b>	<b>208</b>

\*No surveys were conducted



Maximum Number of Striped Bass in Frame



All data provisional and subject to revision.

Proportion of Screen Time with Striped Bass Present



0.20  
0.15  
0.10  
0.05  
0.00

Mar

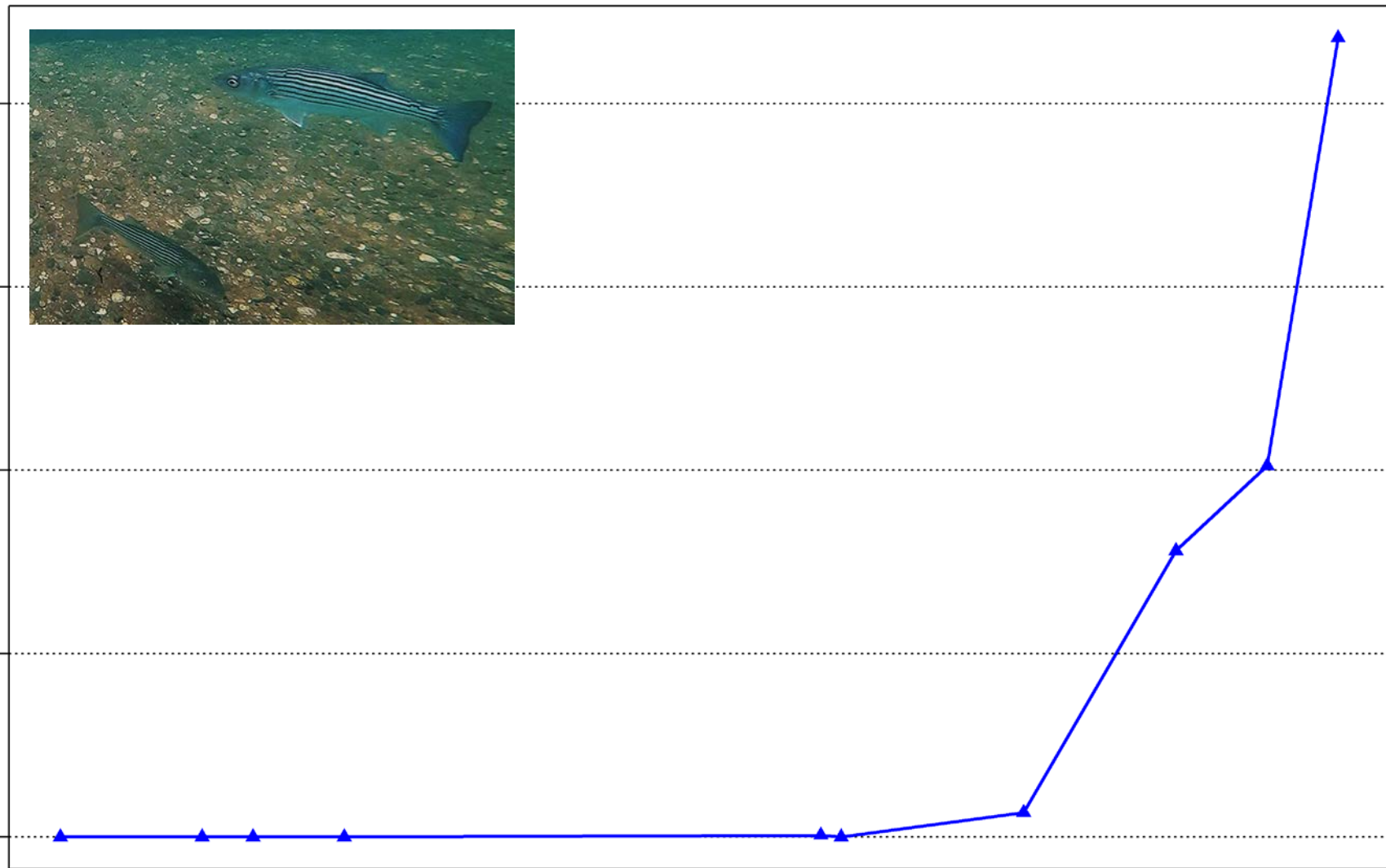
Apr

May

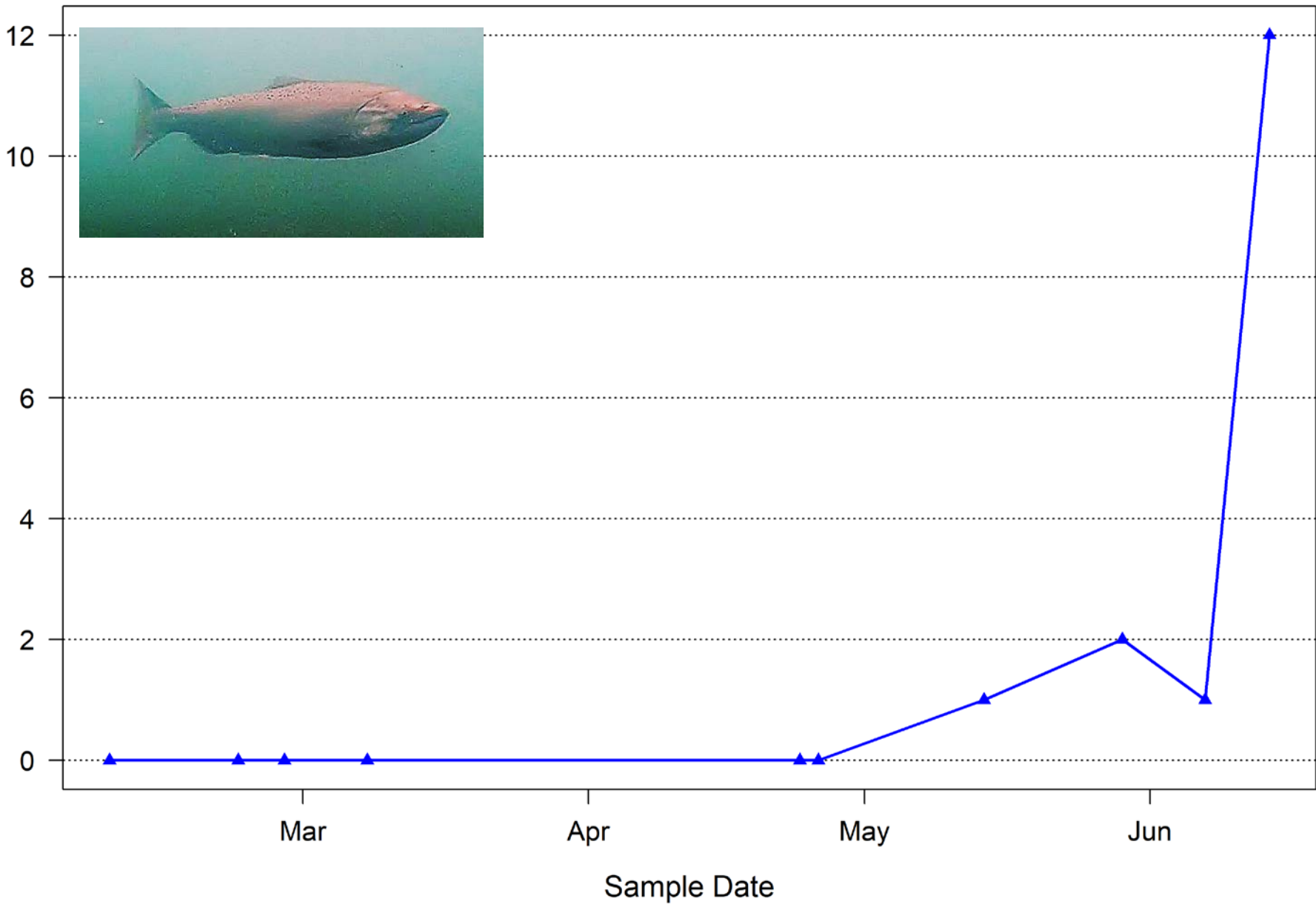

Jun

Sample Date

All data provisional and subject to revision.



Maximum Number of Chinook Salmon in Frame



All data provisional and subject to revision.

Proportion of Screen Time with Chinook Salmon Present



0.04  
0.03  
0.02  
0.01  
0.00

Mar

Apr

May

Jun

Sample Date

All data provisional and subject to revision.

12

