

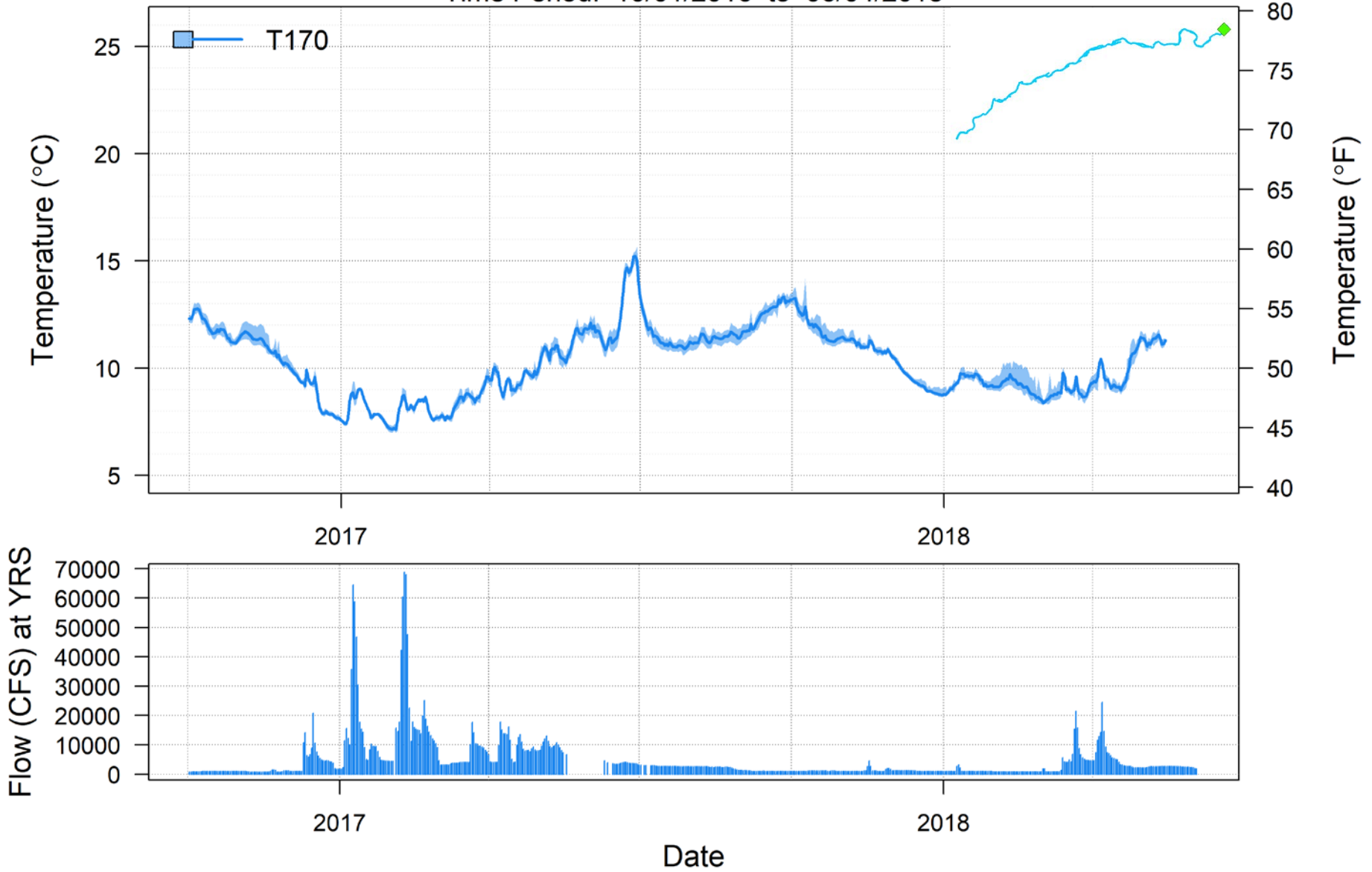
Yuba River Accord M&E Field Update

June 5, 2018

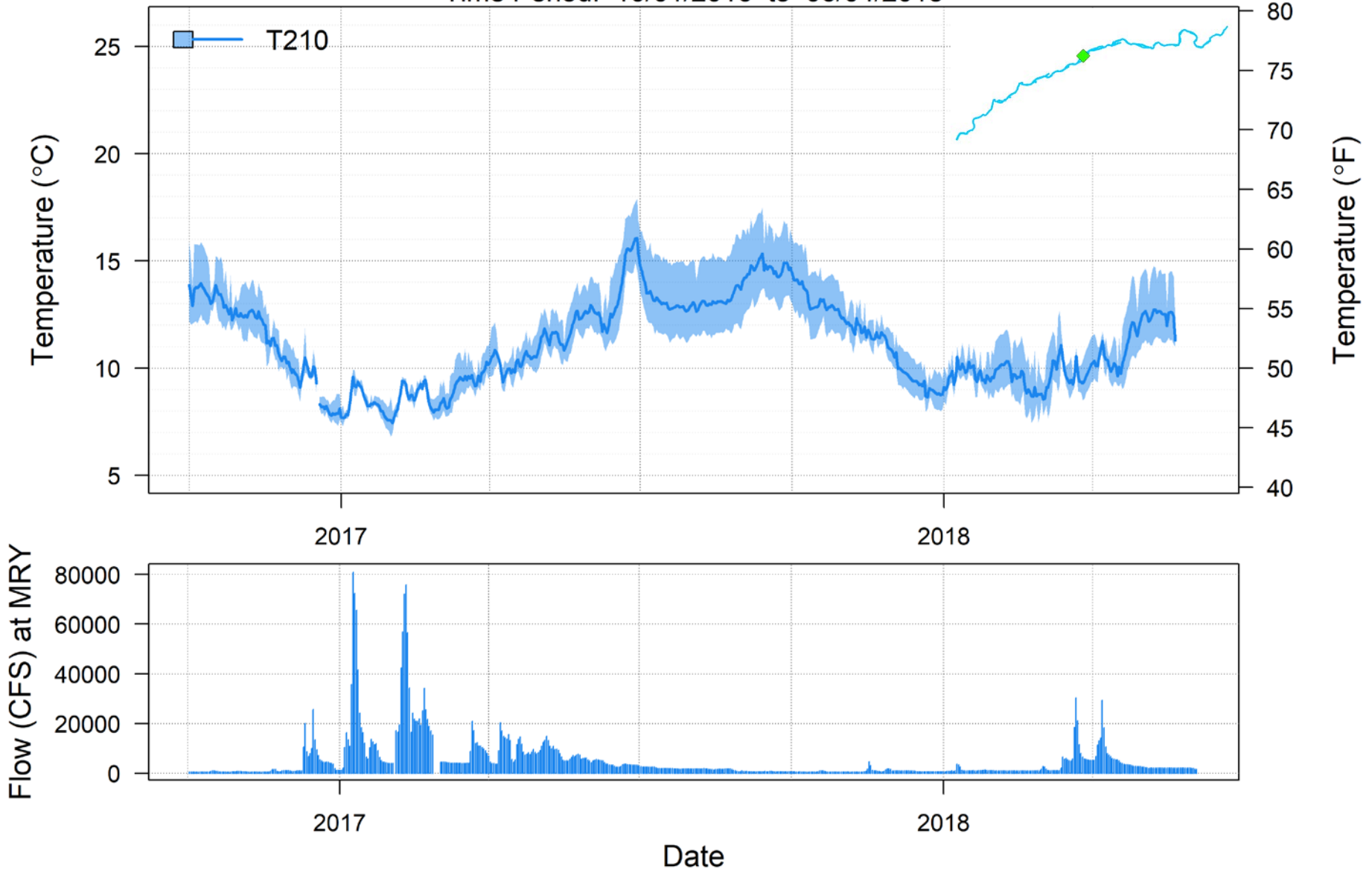


Thermal Monitoring

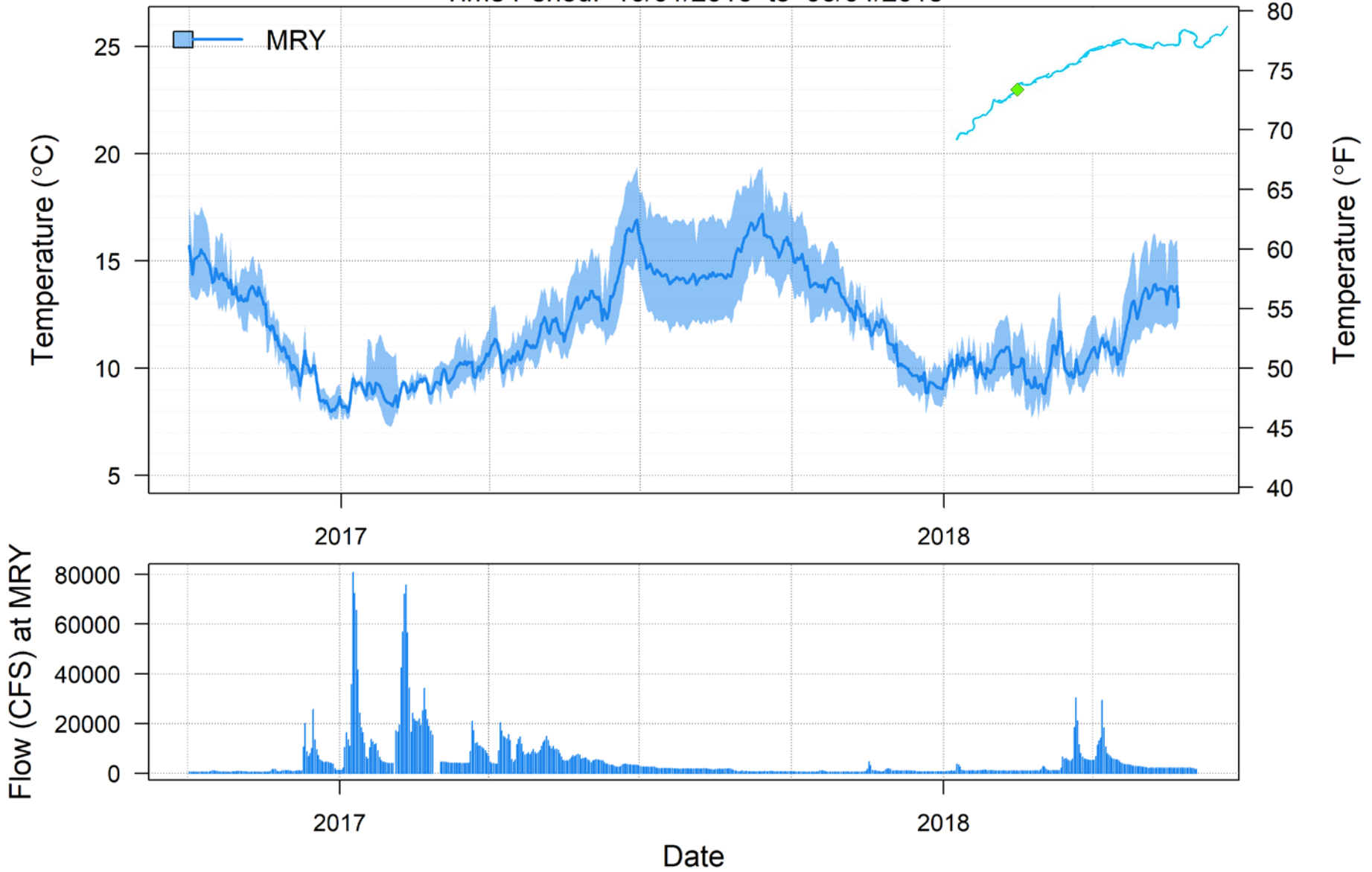
Time Period: 10/01/2016 to 06/04/2018



Time Period: 10/01/2016 to 06/04/2018



Time Period: 10/01/2016 to 06/04/2018



Vaki Riverwatcher

Vaki Riverwatcher

(03/01/17-5/31/2018)

		M	A	M	J	J	A	S	O	N	D	J	F	subtotal	total YTD	M	A	M	J	J	A	S	O	N	D	J	F	subtotal	total YTD
O.tshawytscha	N	0	0	0	0	0	0	80	601	327	59	6	1	1074	1151	0	0	0										0	0
	S	0	0	0	0	2	2	0	56	17	0	0	0	77		0	0	0										0	
Ad-clip	N	0	0	0	0	0	3	46	194	129	14	0	0	386	419	0	0	2										2	5
	S	0	0	0	0	3	0	0	24	6	0	0	0	33		0	0	3										3	
Ad-undet.	N	0	0	0	0	0	0	2	15	7	1	0	0	25	26	0	0	0										0	0
	S	0	0	0	0	0	0	0	0	1	0	0	0	1		0	0	0										0	
Total	N	0	0	0	0	0	3	128	810	463	74	6	1	1485	1596	0	0	2										2	5
	S	0	0	0	0	5	2	0	80	24	0	0	0	111		0	0	3										3	
O.mykiss	N	145	40	30	1	17	68	7	24	12	14	4	3	365	441	14	163	54										231	347
	S	-1	1	15	19	12	11	8	5	1	0	1	4	76		5	2	109										116	
Ad-clip	N	0	0	4	0	3	2	1	3	3	0	0	0	16	31	0	10	1										11	21
	S	0	0	1	3	1	0	2	2	0	0	0	6	15		5	3	2										10	
Ad-undet.	N	21	18	9	1	6	1	0	1	2	3	0	2	64	87	10	14	-7										17	52
	S	3	2	14	1	0	0	0	2	0	0	0	1	23		7	20	8										35	
Unk. salmonid	N	0	0	0	0	0	0	0	7	1	0	0	0	8	10	0	0	0										0	0
	S	0	0	1	0	0	0	0	1	0	0	0	0	2		0	0	0										0	
O.gorbuscha	N	0	0	0	0	0	0	0	0	0	0	0	0	0	0	0	0	0										0	0
	S	0	0	0	0	0	0	0	0	0	0	0	0	0		0	0	0										0	
O. nerka	N	0	0	0	0	0	0	0	0	0	0	0	0	0	1	0	0	0										0	0
	S	0	0	0	0	0	0	1	0	0	0	0	0	1		0	0	0										0	
O. keta	N	0	0	0	0	0	0	0	1	0	0	0	0	1	1	0	0	0										0	0
	S	0	0	0	0	0	0	0	0	0	0	0	0	0		0	0	0										0	
Brown Trout	N	0	0	0	0	0	0	0	0	0	0	0	0	0	0	0	0	0										0	0
	S	0	0	0	0	0	0	0	0	0	0	0	0	0		0	0	0										0	
S. pikeminnow	N	0	0	201	26	12	4	0	2	7	0	1	0	253	403	2	3	37										42	107
	S	0	2	86	27	19	15	0	1	0	0	0	0	150		6	15	44										65	
S. sucker	N	89	34	67	137	2	13	2	9	34	1	0	12	400	858	210	51	241										502	941
	S	93	105	222	21	10	7	0	0	0	0	0	0	458		60	249	130										439	
Hardhead	N	0	0	1	7	0	0	0	0	2	0	2	0	12	35	0	0	0										0	10
	S	0	0	16	4	2	0	0	1	0	0	0	0	23		0	0	10										10	
A.shad	N	0	0	0	0	0	0	0	0	0	0	0	0	0	1	0	0	0										0	0
	S	0	0	1	0	0	0	0	0	0	0	0	0	1		0	0	0										0	
Unident. (TL<35cm)	N	79	8	57	35	-3	126	-1	9	-10	-10	4	0	294	432	3	-1	-15										-13	120
	S	22	50	85	-6	-2	1	-6	-7	0	0	1	0	138		9	108	16										133	
Unident. (TL≥35cm)	N	-2	0	0	-1	0	-2	0	0	0	0	0	0	-5	-6	0	0	-2										-2	-2
	S	-1	0	0	0	0	0	0	0	0	0	0	0	-1		0	0	0										0	
Mean % Op.	N	74	91	100	92	83	48	17	100	100	100	99	100	84	90	85	100	99											
	S	78	100	100	100	100	100	100	100	100	100	83	100	97		85	80	99											

Predation Survey

	American Shad	Hardhead	O. mykiss	Sacramento Pikeminnow	Smallmouth Bass	Spotted Bass	Striped Bass	Total
May	0	0	1	0	0	0	3	4
June	1	0	4	1	0	1	27	34
July	0	1	0	2	0	0	42	45
August*	-	-	-	-	-	-	-	-
September	0	0	1	0	0	0	12	13
October	0	0	1	0	0	0	2	3
November	0	1	4	3	0	0	0	8
December	0	0	10	0	0	0	0	10
January	0	0	14	2	1	0	0	17
February	0	0	15	3	0	0	0	18
March	0	0	1	1	0	0	0	2
April	0	0	0	0	0	0	2	2
May	0	0	0	1	0	0	13	14
Total	1	2	51	13	1	1	101	170

*No surveys were conducted